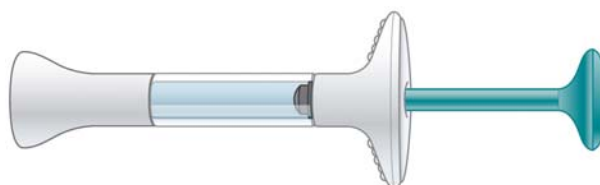


# INSTRUCTIONS FOR USE

**Pr**EMGALITY™ (em-GAL-it-ē)

**galcanezumab injection**

**120 mg/mL solution for subcutaneous use  
prefilled syringe**



[www.lilly.ca](http://www.lilly.ca)

*Lilly*

**Before you use the EMGALITY prefilled syringe, read and carefully follow all the step-by-step instructions.**

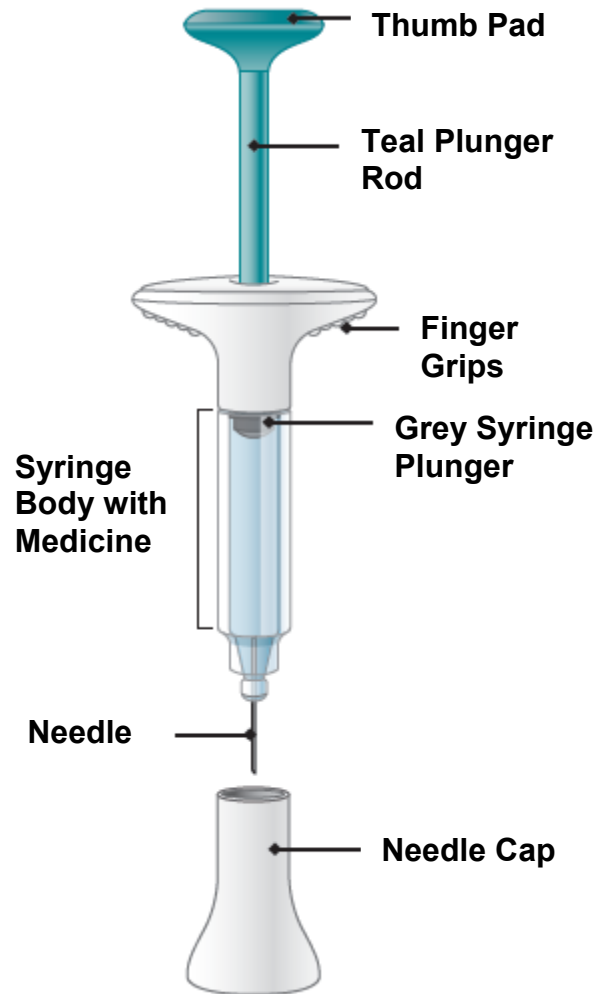
## **Important Information**

- Your healthcare professional should show you how to prepare and inject EMGALITY using the prefilled syringe. Do not inject yourself or someone else until you have been shown how to inject EMGALITY.
- Keep these Instructions for Use and refer to them as needed.
- Each EMGALITY prefilled syringe is for **one-time use only**. Do not share or reuse your EMGALITY prefilled syringe. You may give or get an infection.
- Your healthcare professional may help you decide where on your body to inject your dose. You can also read the “**Choose your injection site**” section of these instructions to help you choose which area can work best for you.
- If you have vision problems, **do not** use EMGALITY prefilled syringe without help from a caregiver.

## INSTRUCTIONS FOR USE

Before you use the EMGALITY prefilled syringe, read and carefully follow all the step-by-step instructions.

### Parts of the EMGALITY Prefilled Syringe



## Before You Get Started

### Take the Prefilled Syringe from the refrigerator

Put the original package with any unused syringes back in the refrigerator.

### Leave the needle cap on until you are ready to inject.

For a more comfortable injection, leave the prefilled syringe at room temperature for 30 minutes before injecting.

**Do not** microwave the prefilled syringe, run hot water over it, or leave it in direct sunlight.

**Do not** shake.

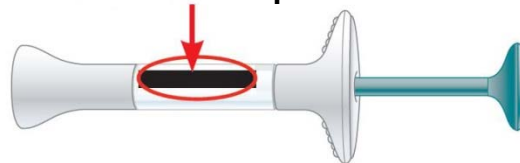
### Inspect the Prefilled Syringe and the medicine

Make sure you have the right medicine. The medicine inside should be clear. Its colour may be colourless to slightly yellow.

**Do not** use the prefilled syringe, and dispose of as directed by your healthcare professional or pharmacist if:

- it looks damaged
- the medicine is cloudy, is discoloured, or has small particles
- the Expiration Date printed on the label has passed
- the medicine is frozen

#### Expiration Date



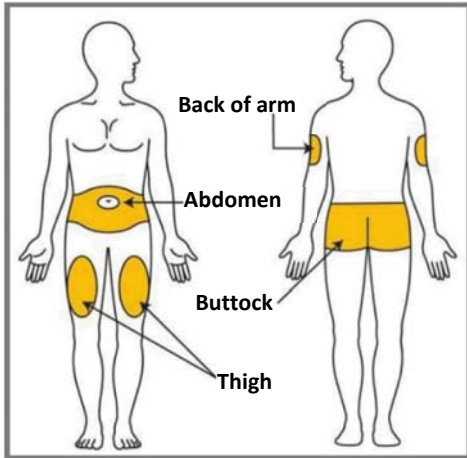
### Prepare for injection

Wash your hands with soap and water before you inject your EMGALITY. Make sure a sharps disposal container is close by.

### Choose your injection site

Your healthcare professional can help you choose the injection site that is best for you.

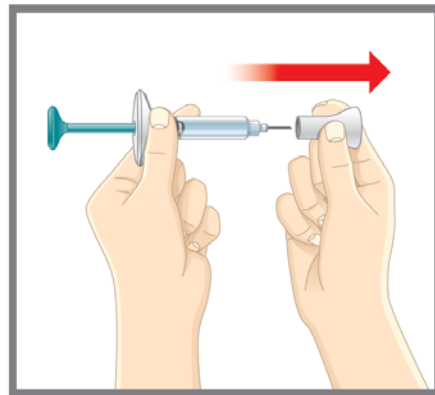
- **You** may inject the medicine into your stomach area (abdomen) or thigh. Do not inject within 2 inches of the belly button (navel).



- **Another person** may give you the injection in the back of your upper arm or buttocks.
- **Do not** inject in the exact same spot. For example, if your first injection was in your abdomen, your next injection could be in another area of your abdomen.
- **Clean and dry the injection site before you inject.**

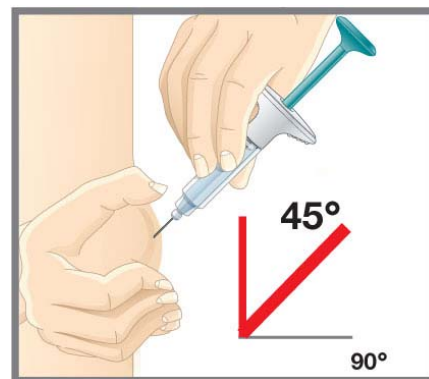
## 1 Uncap

- **Leave the needle cap on until you are ready to inject.**
- Pull the needle cap off and throw it away in your household trash.
- **Do not** put the needle cap back on – you could damage the needle or stick yourself by accident.
- **Do not** touch the needle.



## 2 Insert

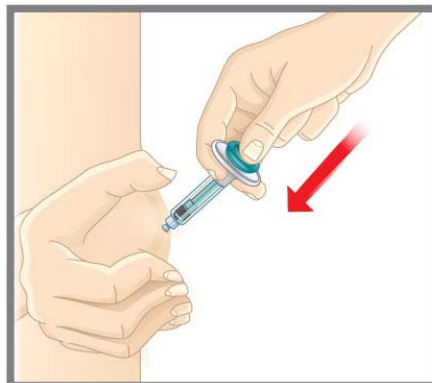
- Gently pinch and hold a fold of skin where you will inject.
- Insert the needle at a 45-degree angle.



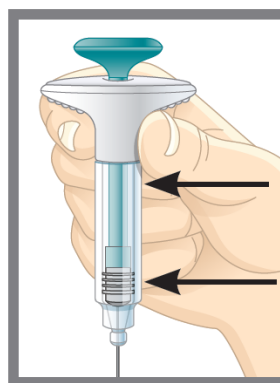
## 3 Inject

- Slowly push on the thumb pad to push the plunger all the way in until all the medicine is injected.

- The grey syringe plunger should be pushed all the way to the needle end of the syringe.



- You should see the teal plunger rod show through the syringe body when the injection is complete as shown.



Teal plunger rod

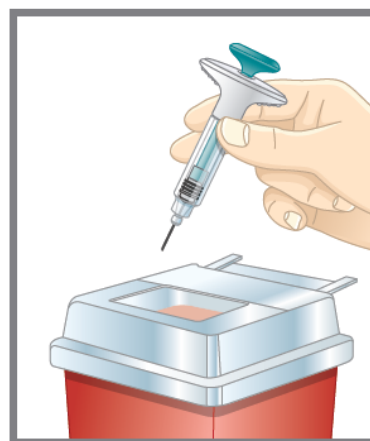
Grey syringe plunger

- Remove the needle from your skin and gently let go of your skin.
- **Do not** put the needle cap back on the prefilled syringe.

## After You Inject Your Medicine

### Throw away the used prefilled syringe

- Put the used EMGALITY prefilled syringe in a sharps disposal container right away after use. **Do not** throw away (dispose of) the EMGALITY prefilled syringe in your household trash.



- If you do not have a sharps disposal container, you may use a household container that is:
  - made of a heavy-duty plastic,
  - can be closed with a tight-fitting, puncture-resistant lid, without sharps being able to come out,
  - upright and stable during use,

- leak-resistant, and
- properly labeled to warn of hazardous waste inside the container.
- When your sharps disposal container is almost full, you will need to follow your community guidelines for the right way to dispose of your sharps disposal container. There may be provincial or local laws about how you should throw away needles and syringes. For more information about the proper way to dispose of the container contact your healthcare professional.
- **Do not** recycle your used sharps disposal container.

## Commonly Asked Questions

**Q. What if I see air bubbles in my EMGALITY prefilled syringe?**

**A.** It is normal to have air bubbles in the prefilled syringe. EMGALITY is injected under your skin (subcutaneous injection).

**Q. What if there is a drop of liquid on the tip of the needle when I remove the needle cap?**

**A.** It is okay to see a drop of liquid on the tip of the needle.

**Q. What if I cannot push in the plunger?**

**A.** If the plunger is stuck or damaged:

- **Do not** continue to use the syringe
- Remove the needle from your skin
- Dispose of the syringe and get a new one

**Q. What if there is a drop of liquid or blood on my skin after my injection?**

**A.** This is normal. Press a cotton ball or gauze over the injection site. Do not rub the injection site.

**Q. How can I tell if my injection is complete?**

**A.** When your injection is complete:

- The teal plunger rod should show through the body of the syringe.
- The grey syringe plunger should be pushed all the way to the needle end of the syringe.

**If you have more questions about how to use the EMGALITY prefilled syringe:**

- Call your healthcare professional
- Call 1-888-LillyRx (1-888-545-5972)
- Visit [www.lilly.ca](http://www.lilly.ca)

## Storage and Handling

- Store your prefilled syringe in the refrigerator between 2°C to 8°C.
- Your prefilled syringe may be stored unrefrigerated for up to 7 days. Do not store above 30°C.
- Do not freeze your prefilled syringe.
- Protect your prefilled syringe from light until use.
- Do not shake your prefilled syringe.
- Discard your prefilled syringe if any of the above conditions are not followed.
- **Keep your prefilled syringe and all medicines out of the reach of children.**

**Read the Patient Medication Information for EMGALITY inside this box to learn more about your medicine.**

Eli Lilly Canada Inc., Toronto, Ontario, M1N 2E8

EMGALITY is a trademark owned or licensed to Eli Lilly and Company, its subsidiaries or affiliates.

Copyright © 2019, Eli Lilly and Company. All rights reserved.

Document Revision Date: July 30, 2019

EMG-120MG-PFS-0001-CA-IFU-20190730