

BREAK
SEAL


Instructions for Use

BREAK
SEAL

TRULICITY[®]

dulaglutide injection
For Subcutaneous Use Only

4.5 mg/0.5 mL Single-Use Pen, Once-Weekly



← Unfold and lay instructions flat →



Read both sides for full instructions

www.lilly.ca



ABOUT TRULICITY SINGLE-USE PEN

Please read these Instructions for Use and the Patient Medication Information Leaflet carefully and completely before using your TRULICITY Single-Use Pen. Talk to your healthcare provider about how to inject TRULICITY correctly or contact Lilly at 1-888-545-5972.

- TRULICITY Single-Use Pen (Pen) is a disposable, prefilled delivery device that is ready-to-use. Each Pen contains one weekly dose of TRULICITY (4.5 mg/0.5 mL). Each Pen is for **one-time** use only.
- **TRULICITY is taken once a week**. You may want to mark your calendar to remind you when to take your next dose.
- The Pen has been designed with input from patients to be easy to use.
- When you press the green Injection Button, the Pen will automatically insert the needle **into your skin**, inject the medicine, and pull back (retract) the needle **after the injection is complete**.

BEFORE YOU GET STARTED



Remove

from the refrigerator.

Leave the Base Cap on until you are ready to inject.

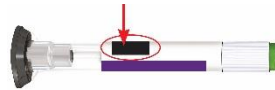
For a more comfortable injection, you may want to allow the Pen to warm to room temperature for about 30 minutes. Do not microwave or run under hot water.



Check

the label to make sure you have the correct medicine and it has not expired.

Expiration Date



Inspect

the Pen to make sure that it is not damaged and inspect the medicine to make sure it is not cloudy, discoloured or has particles in it.

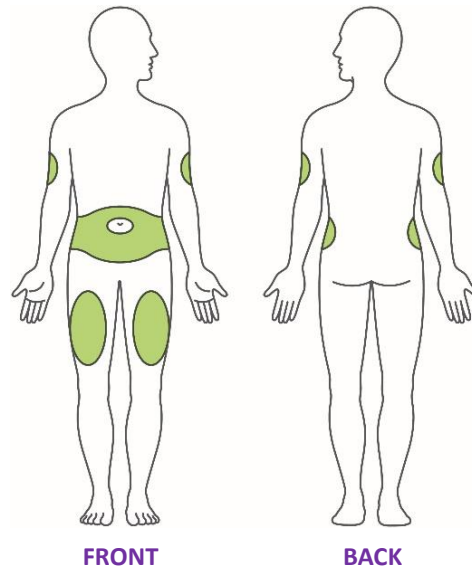


Prepare

by washing your hands.

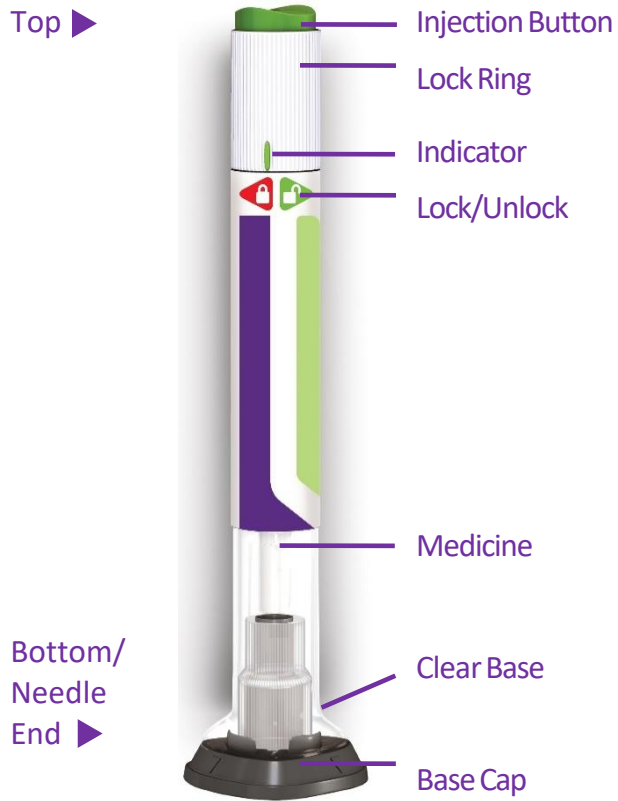
CHOOSE YOUR INJECTION SITE

- Your healthcare provider can help you choose the injection site that is best for you.
- You may inject the medicine into your stomach (abdomen) or thigh.
- Another person may give you the injection in your upper arm.
- Change (rotate) your injection site each week. You may use the same area of your body, but be sure to choose a different injection site in that area.




Remember to:

- 1. UNCAP**
- 2. PLACE AND UNLOCK**
- 3. PRESS AND HOLD**



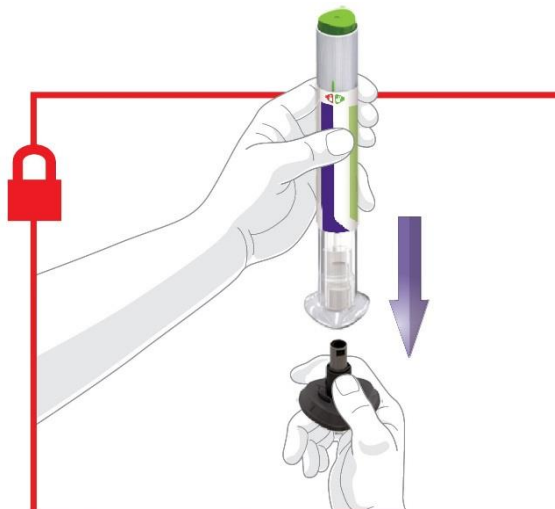
1 UNCAP

 Make sure the Pen is **locked**.

- Pull off and discard the gray Base Cap.

Do not put the Base Cap back on
— this could damage the needle.

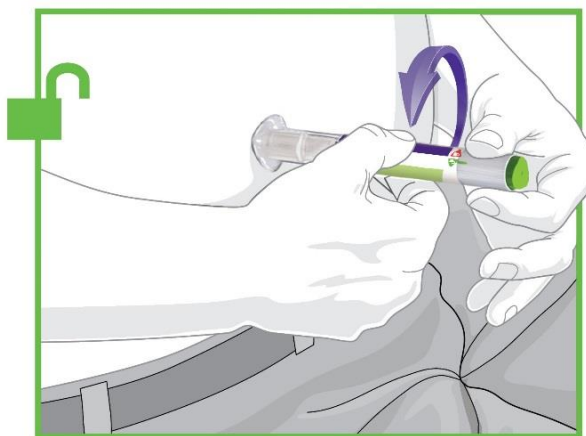
Do not touch the needle.



2 PLACE AND UNLOCK


- Place the Clear Base flat and firmly against your skin at the injection site.

 **Unlock** by turning the Lock Ring.



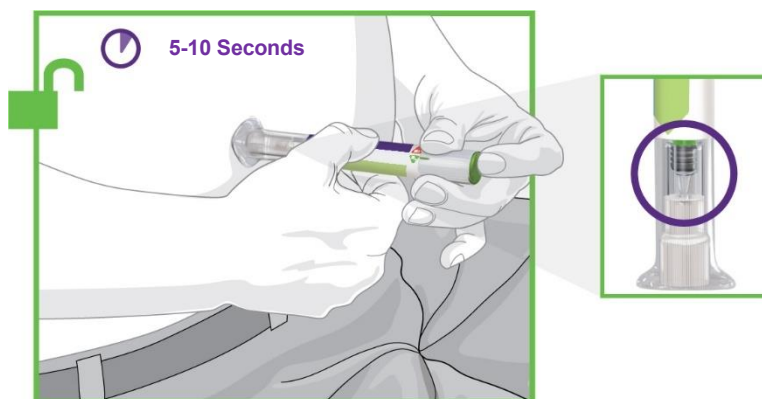
3 PRESS AND HOLD

- Press and hold the green Injection Button; you will hear a loud click.

 Continue holding the Clear Base firmly against your skin until you hear a second click. This occurs when the needle starts retracting in about 5-10 seconds.

- Remove the Pen from your skin.

You will know your injection is complete
when the gray part is visible.



IMPORTANT INFORMATION

Disposal of Pen

Storage and Handling

Commonly Asked Questions

Other Information

Where to Learn More

DISPOSAL OF PEN

- Put the Pen in a closeable, puncture-resistant sharps container (like a biohazard container).
- Do not recycle the filled sharps container.
- Ask your healthcare provider about options available in your area to dispose of the sharps container properly.
- The directions regarding Pen handling and disposal are not intended to replace local, healthcare provider or institutional policies.



STORAGE AND HANDLING

- The Pen contains glass parts. Handle it carefully. If you drop it on a hard surface, do not use it. Use a new Pen for your injection.
- Store your Pen in the refrigerator.
- When refrigeration is not possible, you can keep your Pen unrefrigerated for up to 14 days at a temperature not to exceed 30°C.
- Do not freeze your Pen. If the Pen has been frozen, DO NOT USE.
- Keep TRULICITY out of direct heat and light.
- For complete information about proper storage, read the Patient Medication Information Leaflet.

COMMONLY ASKED QUESTIONS

What if I see an air bubble in my Pen?

Air bubbles are normal. They will not harm you or affect your dose.

What if I unlock the Pen and press the green Injection Button before pulling off the Base Cap?

Do not remove the Base Cap. Dispose of the Pen as directed. Inject your dose using another Pen.

What if there is a drop of liquid on the tip of the needle when I remove the Base Cap?

A drop of liquid on the tip of the needle is not unusual and will not affect your dose.

Do I need to hold the Injection Button down until the injection is complete?

This is not necessary, but it may help you keep the Pen steady and firm against your skin.

I heard more than two clicks during my injection - two louder clicks and one soft one. Did I get my complete injection?

Some patients may hear a soft click right before the second loud click. That is the normal operation of the Pen. Do not remove the Pen from your skin until you hear the second louder click.

What if there is a drop of liquid or blood on my skin after my injection?

This is not unusual and will not affect your dose.

I'm not sure my Pen worked correctly.

Check to see if you have received your dose. Your dose was delivered correctly if the gray part is visible. (See step 3.) Please contact Lilly at 1-888-545-5972 for further instructions on your Pen. Until then, store your Pen safely to avoid an accidental needle stick. If your dose was not delivered, you should also contact your healthcare provider to discuss your blood sugar control.

OTHER INFORMATION

- If you have vision problems, DO NOT use your Pen without help from a person trained to use the TRULICITY Pen.
- Keep the Pen out of sight and reach of children.

WHERE TO LEARN MORE

- If you have any questions or problems with your TRULICITY Single-Use Pen, contact your healthcare provider or Lilly at 1-888-545-5972.
- For more information about TRULICITY Single-Use Pen visit our website at www.lilly.ca.

Manufactured by:

Eli Lilly and Company
Pharmaceutical Delivery Systems
Lilly Corporate Center
Indianapolis, IN 46285, USA

Distributed by:

Eli Lilly Canada Inc.
P.O. Box 73
Toronto, Ontario
M5X 1B1

TRULICITY is a registered trademark owned by or licensed to Eli Lilly and Company, its subsidiaries or affiliates.

The information in this document is current as of the last revision date shown below. For the most current information please visit our website at www.lilly.ca or contact us directly at 1-888-545-5972.

Copyright © 2022 Eli Lilly and Company. All rights reserved.

Approved: August 2022

The TRULICITY Pen meets the current dose accuracy and functional requirements of ISO 11608-1 and 11608-5.

TRU4PT5MG-0001-CA-IFU-20220825